

AWOX™

2025

Built-in Hobs



Shaped By Tectone



Welcome to Tectone, where innovation meets legacy. Embarking on one of Türkiye's most ambitious standalone projects, we've set out to redefine the home appliance manufacturing sector. Starting from scratch, Tectone carries the weight of a grand vision - to transform homes globally with a full range unparalleled products. Our endeavor isn't just about scale or sophistication; it's about reshaping everyday experiences. And, while our journey might be new, our foundation is robust, backed by Can Holding, one of Türkiye's paramount corporate giants.

Dive in, and discover the Tectone difference.

- **2,000,000 m2** total indoor space (in 3 different locations)
- Adding value with **14.000+** team members all around globe
- **44 million** units production capacity (annual)
- **Worldwide** markets



What We Offer?

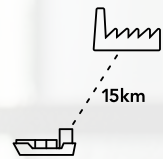
Tectone delivers unparalleled efficiency, wide product range, and assured quality in home appliance manufacturing. Partner with us for a seamless, optimized business experience.




Wide Product Range from Single Entity



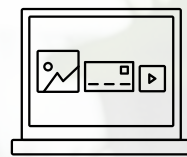
Comprehensive In-house Manufacturing



Logistic Cost Advantage



2% FoC Spare Parts of Total Invoice Amount (Worldwide)



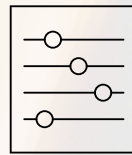
OEM & ODM Digital Design Marketing Support



Optimized Quality Assurance



Optimized Lead Time Guarantee



Product Configuration Freedom



Strong After Sales Support

Work with Us!



Built-in Hobs

Product Family 5

Built-in Hob Types

- Gas Built-in Hobs
- Electric Built-in Hobs
- Mix Built-in Hobs

Gas Built-in Hobs 9

- Gas Built-in Hob Features & Options
- Built-in Hob Types

Electric Built-in Hobs 17

- Induction Built-in Hob Features & Options
- VTC Built-in Hob Features & Options
- Electric Hob Types
- Hotplate Built-in Hob Features & Options

Mix Built-in Hobs 27

- Mix Built-in Hob Features
- Mix Built-in Hob Selections

Freestanding Hobs 32

- Freestanding Hob Features

Product Design 34


Packaging Types 38

Product Family

Hob Types

Gas Built-in Hobs

90cm



Available in Metal

- Front Control
- 870 x 515 x 105 mm
- 832 pcs. Shrink (40DC)
- 936 pcs. Shrink (40HC)
- 936 pcs. Shrink (86m³ Truck)

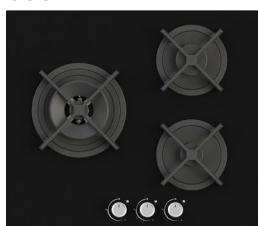
70cm



Available in Metal


- Front Control
- 680 x 515 x 105 mm
- 1024 pcs. Shrink (40DC)
- 1152 pcs. Shrink (40HC)
- 1152 pcs. Shrink (86m³ Truck)

60cm




Only available in Glass

- Front Control
- 590 x 515 x 105 mm
- 1216 pcs. Shrink (40DC)
- 1368 pcs. Shrink (40HC)
- 1368 pcs. Shrink (86m³ Truck)



Available in Metal

- Front / Side Control
- 590 x 515 x 105 mm
- 1216 pcs. Shrink (40DC)
- 1368 pcs. Shrink (40HC)
- 1368 pcs. Shrink (86m³ Truck)



Available in Metal

- Front / Side Control
- 590 x 515 x 105 mm
- 1216 pcs. Shrink (40DC)
- 1368 pcs. Shrink (40HC)
- 1368 pcs. Shrink (86m³ Truck)

45cm



Available in Metal

- Front Control
- 460 x 515 x 105 mm
- 1536 pcs. Shrink (40DC)
- 1728 pcs. Shrink (40HC)
- 1728 pcs. Shrink (86m³ Truck)

30cm



Available in Metal

- Front Control
- 320 x 515 x 105 mm
- 2048 pcs. Shrink (40DC)
- 2308 pcs. Shrink (40HC)
- 2304 pcs. Shrink (86m³ Truck)




Available in Metal

- Front Control
- 320 x 515 x 105 mm
- 2048 pcs. Shrink (40DC)
- 2308 pcs. Shrink (40HC)
- 2304 pcs. Shrink (86m³ Truck)

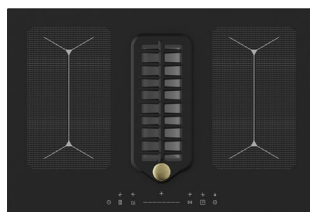
Induction Built-in Hobs

90cm



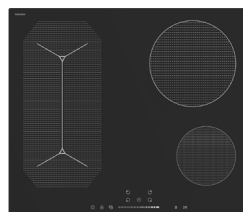
- 5" TFT Control
- 900 x 520 x 60 mm

80cm Flow-in

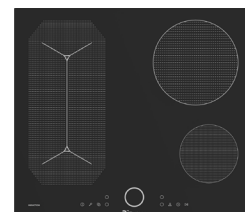


- Touch Control Flow in Hob
- 800 x 520 x 60 mm

60cm




- Touch Control
- 590 x 520 x 60 mm



- Magnetic Knob Control
- 590 x 520 x 60 mm

VTC Built-in Hobs

90cm





- Touch / Slider Control
- 860 x 510 x 50 mm
- 832 pcs. Shrink (40DC)
- 936 pcs. Shrink (40HC)
- 936 pcs. Shrink (86m³ Truck)

- Touch / Slider Control
- 860 x 510 x 50 mm
- 832 pcs. Shrink (40DC)
- 936 pcs. Shrink (40HC)
- 936 pcs. Shrink (86m³ Truck)

- Touch / Slider Control
- 860 x 510 x 50 mm
- 832 pcs. Shrink (40DC)
- 936 pcs. Shrink (40HC)
- 936 pcs. Shrink (86m³ Truck)

- Touch / Slider Control
- 860 x 510 x 50 mm
- 832 pcs. Shrink (40DC)
- 936 pcs. Shrink (40HC)
- 936 pcs. Shrink (86m³ Truck)

70cm



- Touch / Slider Control
- 680 x 510 x 50 mm
- 1024 pcs. Shrink (40DC)
- 1152 pcs. Shrink (40HC)
- 1152 pcs. Shrink (86m³ Truck)

- Touch / Slider Control
- 590 x 510 x 50 mm
- 1216 pcs. Shrink (40DC)
- 1368 pcs. Shrink (40HC)
- 1368 pcs. Shrink (86m³ Truck)

- Touch / Slider Control
- 590 x 510 x 50 mm
- 1216 pcs. Shrink (40DC)
- 1368 pcs. Shrink (40HC)
- 1368 pcs. Shrink (86m³ Truck)

- Touch / Slider Control
- 590 x 510 x 50 mm
- 1216 pcs. Shrink (40DC)
- 1368 pcs. Shrink (40HC)
- 1368 pcs. Shrink (86m³ Truck)

45cm



- Touch / Slider Control
- 460 x 510 x 50 mm
- 1536 pcs. Shrink (40DC)
- 1728 pcs. Shrink (40HC)
- 1728 pcs. Shrink (86m³ Truck)

- Touch / Slider Control
- 320 x 510 x 50 mm
- 2048 pcs. Shrink (40DC)
- 2308 pcs. Shrink (40HC)
- 2304 pcs. Shrink (86m³ Truck)

- Touch / Slider Control
- 320 x 510 x 50 mm
- 2048 pcs. Shrink (40DC)
- 2308 pcs. Shrink (40HC)
- 2304 pcs. Shrink (86m³ Truck)

Hotplate Hobs

60cm



- Side Control
- 580 x 510 x 80 mm
- 1216 pcs. Shrink (40DC)
- 1368 pcs. Shrink (40HC)
- 1368 pcs. Shrink (86m³ Truck)


30cm



- Front Control
- 310 x 510 x 90 mm
- 2048 pcs. Shrink (40DC)
- 2308 pcs. Shrink (40HC)
- 2304 pcs. Shrink (86m³ Truck)

Mix Built-in Hobs

90cm




Available in Metal

- Front Control
- 870 x 515 x 105 mm
- 832 pcs. Shrink (40DC)
- 936 pcs. Shrink (40HC)
- 936 pcs. Shrink (86m³ Truck)



Only available in Metal

- Front Control
- 860 x 510 x 105 mm
- 832 pcs. Shrink (40DC)
- 936 pcs. Shrink (40HC)
- 936 pcs. Shrink (86m³ Truck)



Available in Glass


- Front Control
- 860 x 510 x 105 mm
- 832 pcs. Shrink (40DC)
- 936 pcs. Shrink (40HC)
- 936 pcs. Shrink (86m³ Truck)



Only available in VTC

- Front Control
- 860 x 515 x 95 mm
- 832 pcs. Shrink (40DC)
- 936 pcs. Shrink (40HC)
- 936 pcs. Shrink (86m³ Truck)

60cm



Only available in Metal

- Front Control
- 580 x 510 x 90 mm
- 1216 pcs. Shrink (40DC)
- 1368 pcs. Shrink (40HC)
- 1368 pcs. Shrink (86m³ Truck)



Only available in Metal

- Front Control
- 580 x 510 x 90 mm
- 1216 pcs. Shrink (40DC)
- 1368 pcs. Shrink (40HC)
- 1368 pcs. Shrink (86m³ Truck)




Only available in Metal

- Front Control
- 580 x 510 x 90 mm
- 1216 pcs. Shrink (40DC)
- 1368 pcs. Shrink (40HC)
- 1368 pcs. Shrink (86m³ Truck)



Only available in Metal

- Front Control
- 580 x 510 x 90 mm
- 1216 pcs. Shrink (40DC)
- 1368 pcs. Shrink (40HC)
- 1368 pcs. Shrink (86m³ Truck)



Only available in VTC

- Front / Side Control
- 590 x 510 x 95 mm
- 1216 pcs. Shrink (40DC)
- 1368 pcs. Shrink (40HC)
- 1368 pcs. Shrink (86m³ Truck)



Only available in VTC

- Front / Side Control
- 590 x 510 x 95 mm
- 1216 pcs. Shrink (40DC)
- 1368 pcs. Shrink (40HC)
- 1368 pcs. Shrink (86m³ Truck)


Gas Built-in Hobs



Features & Options


Hob Base

Metal Cooktop



- Product Types;
- 30cm 1 Burner
 - 30cm 2 Burners
 - 45cm 3 Burners
 - 60cm 4 Burners
 - 70cm 5 Burners
 - 90cm 5 Burners


Gas on Glass



- Product Types;
- 30cm 1 Burner
 - 30cm 2 Burners
 - 45cm 3 Burners
 - 60cm 3 Burners
 - 60cm 4 Burners
 - 70cm 5 Burners
 - 90cm 5 Burners


Control Panel Placement

Front



- Product Types;
- 30cm 1 Burner
 - 30cm 2 Burners
 - 45cm 3 Burners
 - 60cm 4 Burners
 - 70cm 5 Burners
 - 90cm 5 Burners

Side




- Product Types;
- 60cm 4 Burners

Built-in Hob Types / Metal

90cm


Five Gas Wok Burners (Middle)



• 870 x 510 x 90 mm

70cm

Five Gas Wok Burners (Middle)




• 680 x 510 x 90 mm

60cm


Front Control

Four Gas Burners



• 580 x 510 x 90 mm


Four Gas Mini Wok Burners



• 580 x 510 x 90 mm

Side Control

Four Gas Burners



• 580 x 510 x 90 mm

Four Gas Mini Wok Burners



• 580 x 510 x 90 mm

Four Gas Wok Burners



• 580 x 510 x 90 mm

45cm

Three Gas Wok Burners



• 450 x 510 x 90 mm

30cm

Two Gas Burners



• 310 x 510 x 90 mm

Wok Burner



• 310 x 510 x 90 mm

Built-in Hob Types / Glass

90cm

Five Gas Wok Burners



• 870 x 515 x 105 mm

70cm

Five Gas Wok Burners



• 680 x 515 x 105 mm

60cm

Front Control

Four Gas Burners



• 590 x 515 x 105 mm

Four Gas Mini Wok Burners



• 590 x 515 x 105 mm

Three Gas Wok Burners



• 590 x 515 x 105 mm

Side Control

Four Gas Burners



• 590 x 515 x 105 mm

Four Gas Mini Wok Burners



• 590 x 515 x 105 mm

Four Gas Wok Burners



• 590 x 515 x 105 mm

45cm

Three Gas Wok Burners



• 460 x 515 x 105 mm

30cm

Two Gas Burners



• 320 x 515 x 105 mm


Wok Burner



• 320 x 515 x 105 mm


Burner Types

Aux Burner




1000 W

Semi Rapid Burner




1750 W

Rapid Burner




2900 W

Mini Wok Burner




2500 W
(Optional)

Wok Burner



4000 W
(Optional)



4000 W
Brass Back Cover (Optional)

Burner Caps

Cast Iron Plastered Burner Cap



(Optional)

Cast Iron Flat Burner Cap



(Optional)

Enamel Plastered Burner Cap



(Standard)

Enamel Flat Burner Cap

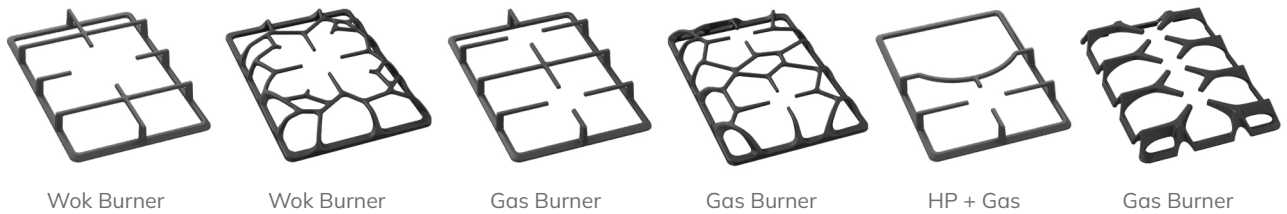


(Optional)

Pan Support Types

Cast Iron Pan Support

On Metal



Enamel Pan Support

On Metal




Enamel Pan Support

On Glass




Cast Iron Pan Support

On Glass



Pan Support Adapters


Cast Iron Wok Adapter



Enamel Wok Adapter



Enamel Coffee Support



Gas Built-in Hob Features



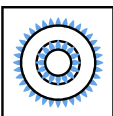

Flame Failure Device

Automatically cuts off gas if the flame is extinguished, preventing leaks.



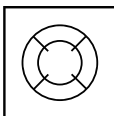
Auto Ignition

Ignites the burner with a simple knob turn, no matches needed.



High Power Wok

Quickly achieves high temperatures for perfect stir-frying with a power boost.




Wok Adaptor

A useful accessory providing extra stability for round-based woks and pans.


Color Options

Metal

Black



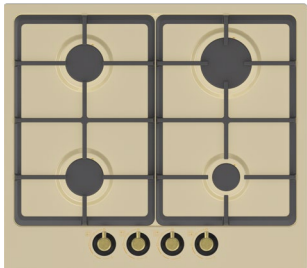
Inox



White




Beige (Rustic)



Glass


Black




White



Silver Grey




Blue



Burgundy



Beige (Rustic)





Green (Rustic)




Design Options

60cm

On Glass






On Metal



90cm

On Glass



On Metal




Electric Built-in Hobs




Features & Options

Induction Built-in Hobs

90cm

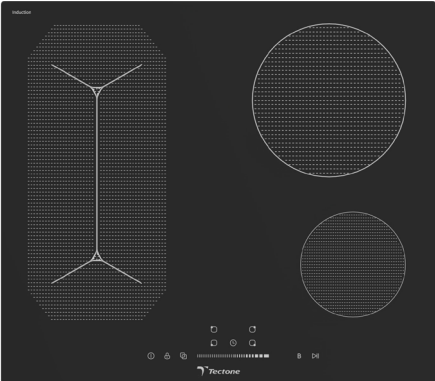


80cm Flow-in

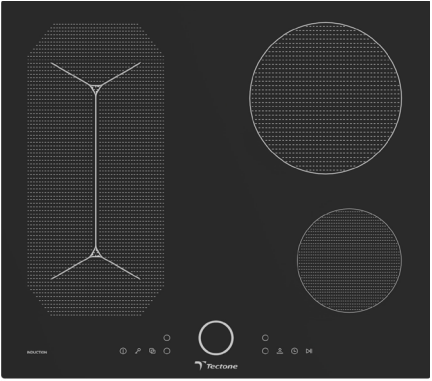


Control Panel Type

Touch




Magnetic Knob

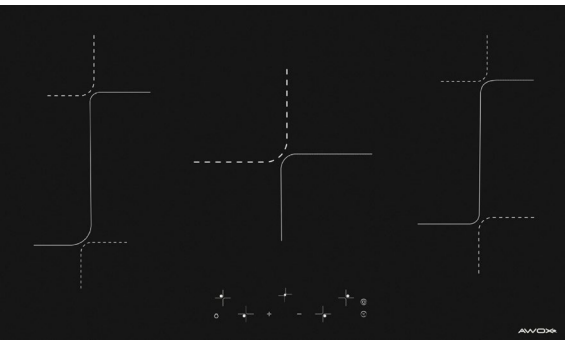


Serigraphy Designs


OEM 01



OEM 02



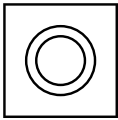
OEM 03



OEM 04



Induction Built-in Hob Features



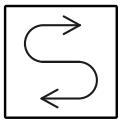
Magnetic Knob
Snaps into place magnetically for effortless adjustment and hygienic maintenance.



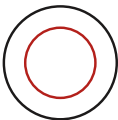
Intelligent Control
Ensures precise heat control, energy efficiency, and ease of use with smart sensors and microprocessors.



Child Lock
Locks the controls to prevent accidental operation.




Bridge Mode
Offers flexible cooking by linking adjacent zones for larger pots and pans.



Power Boost
Provides a quick burst of heat for fast cooking.

*Flow-in Induction Hob






5" TFT Control

5" display ensures clear visibility and smooth, user-friendly operation.



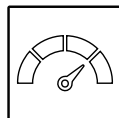
Wifi

Adjust settings remotely via mobile app, putting full control in the palm of your hand.



BBQ Mode

Optimizes heat distribution and temperature control in the Flexible Zone for authentic BBQ-style cooking.



Slow Cooking

Gently simmers food at low heat for richer flavor and tender texture.



Stop & Go

Instantly pauses cooking and resumes where you left off — for better control, safety, and energy savings.

Electric Hob Types

Touch Control & Slider Control

90cm




Five Zones



Three Zones + Double Zone + Oval Dual




Four Zones + Double Zone




Three Zones + Double Zone + Triple Zone

70cm




Two Zones + Double Zone + Oval Dual

60cm



Four Zones



Four Zones



Two Zones + Double Zone

45cm



Two Zones + Double Zone

30cm



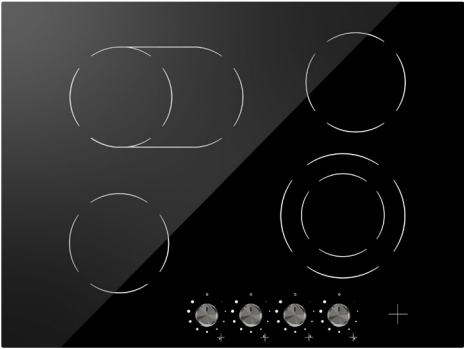
Zone + Double Zone



Two Zones


Knob Control

70cm




Three Zones + Double Zone + Oval Dual

60cm



Four Zones

45cm



Two Zones + Double Zone


30cm



Two Zones

VTC Heating Elements

Ø145 Single VTC



1200 W

Ø180 Single VTC



1800 W

Ø180 Double VTC



1700 W

Ø230 Single VTC



2300 W

Ø230 Double VTC



2100 W

Ø270 Oval Dual VTC



1800 W

Ø300 Single VTC




3000 W

Ø300 Double VTC



2700 W

Ø300 Triple VTC



2400 W


Hotplate Heating Elements

Standart Hotplate



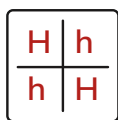
145cm 1000 W
180cm 1500 W

Rapid Hotplate




145cm 1500 W
180cm 2000 W

VTC Built-in Hob Features



Residual Heat Indicator

Shows when the cooking zone is still hot, preventing accidental burns. Residual heat indicator concerns lingering heat after the hob is off.



Child Lock

Locks the controls to prevent accidental operation.



Safety Off

The hob automatically switches off when the set cooking time ends, ensuring safety and preventing overcooking.




Timer

Set exact cooking times for perfect results.



Keep Warm

Keeps dishes warm until you're ready to serve.



Booster

Provides a quick burst of heat for fast cooking.



Auto Heat Up

Heats up fast, then reduces automatically—so you won't forget to lower the heat, preventing burning.




Display Color

Easy-to-read display with color options for better visibility.



Play & Pause

Pause and resume cooking with a touch, preventing overcooking during interruptions.



Hot Surface Indicator

Alerts when the cooktop is too hot to touch, preventing burns.



Oval Dual Zones

Adapts to various pan sizes, ensuring even heat distribution for efficient cooking.

Hotplate Built-in Hobs

Features & Options

30cm




60cm



Color Options


Black





Inox



White



Hotplate Built-in Hob Features



Rapid Heating

Delivers quick, high heat for rapid cooking, perfect for when time is of the essence.



Hot Surface Indicator

Alerts when the cooktop is too hot to touch, preventing burns.

Mix Built-in Hobs



Features & Options

Hob Base

Metal Cooktop



Product Types;

- 45cm 2G + 1HP
- 60cm 3G + HP
- 60cm 2G + 2HP
- 90cm 4G + 1HP
- 90cm 4G + 1VTC

Glass Cooktop



Product Types;

- 45cm 2G + 1HP
- 60cm 3G + 1HP
- 90cm 4G + 1HP

VTC Cooktop



Product Types;

- 60cm 3 Gas + 1 HL
- 60cm 2 Gas + 2HL
- 90cm 3 HL + 2 Gas

Control Panel Placement

Front



Product Types;

- 60cm 3 Gas + 1 HL
- 60cm 2 Gas + 2HL
- 90cm 3 HL + 2 Gas

Side



Product Types;

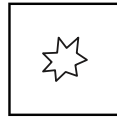
- 60cm 3 Gas + 1 HL
- 60cm 2 Gas + 2HL
- 90cm 3 HL + 2 Gas

Mix Built-in Hob Features




Flame Failure Device (for Gas)

Automatically cuts off gas if the flame is extinguished, preventing leaks.



Auto Ignition (for Gas)

Ignites the burner with a simple knob turn, no matches needed.



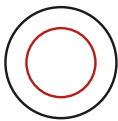
Hot Surface Indicator (for HP)

Alerts when the cooktop is too hot to touch, preventing burns.



Keep Warm (for VTC)

Keeps dishes warm until you're ready to serve.



Booster (for VTC)

Provides a quick burst of heat for fast cooking.



Oval Dual Zones (for VTC)

Adapts to various pan sizes, ensuring even heat distribution for efficient cooking.



Mix / Metal Cooktop Types


90cm



Four Gas Burners + Zone




Four Gas Burners + Hotplate



Four Gas Burners + Oval Dual

60cm


Front Control Panel



Three Gas Burners + Hotplate



Two Gas Burners + Two HP



Two Gas Burners + Two HP



Two Gas Burners + Two HP

Side Control Panel



Three Gas Burners + HP



Two Gas Burners + Two HP

(Cross)



Two Gas Burners + Two HP
(Cross)



Two Gas Burners + Two HP

45cm




Two Gas Burners + HP

Design & Color Options

Metal

Inox



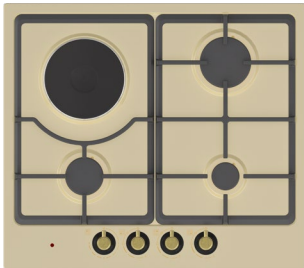
Black



White



Beige (Rustic)



Mix / Glass Cooktop Types

90cm



Four Gas Burners + Hotplate

60cm

Front Control Panel



Three Gas Burners + Hotplate

Side Control Panel



Three Gas Burners + Hotplate

45cm



Two Gas Burnes + Hotplate


Design & Color Options

Glass

Black



Beige (Rustic)



White




Silver Grey




VTC Cooktop

90cm



60cm

Front Control Panel



Side Control Panel



Freestanding Hobs


Features & Options

Hob Base

Metal Cooktop



Gas on Glass



Design & Color Options

Metal

White



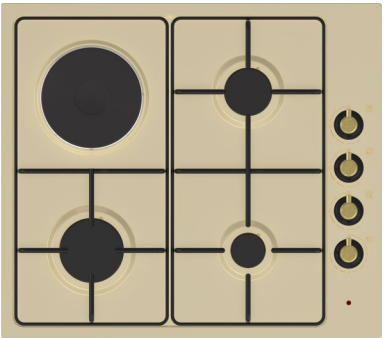
Inox



Black



Beige (Rustic)




Glass

White



Black



Aluminium Frame

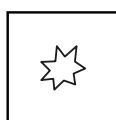
Aluminium Frame

Freestanding Hob Features





Flame Failure Device (for Gas)

Automatically cuts off gas if the flame is extinguished, preventing leaks.




Auto Ignition (for Gas)

Ignites the burner with a simple knob turn, no matches needed.



Rapid Heating

Delivers quick, high heat for rapid cooking, perfect for when time is of the essence.



Hot Surface Indicator (for HP)

Alerts when the cooktop is too hot to touch, preventing burns.



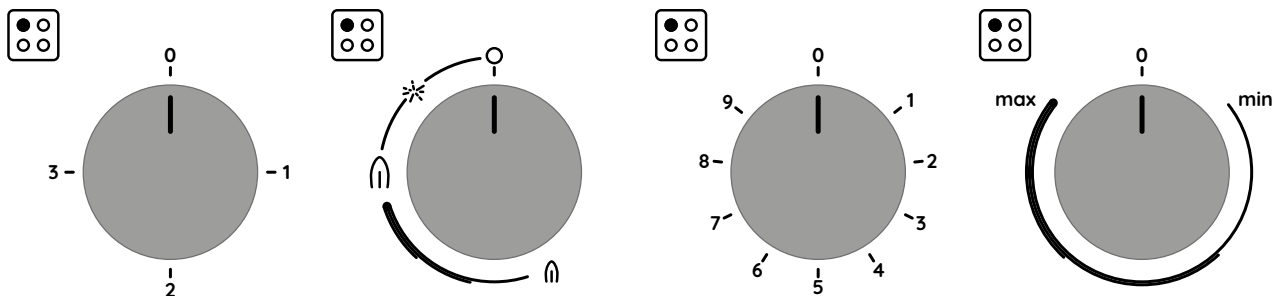
Product Design

Custom Design Solutions by Awox

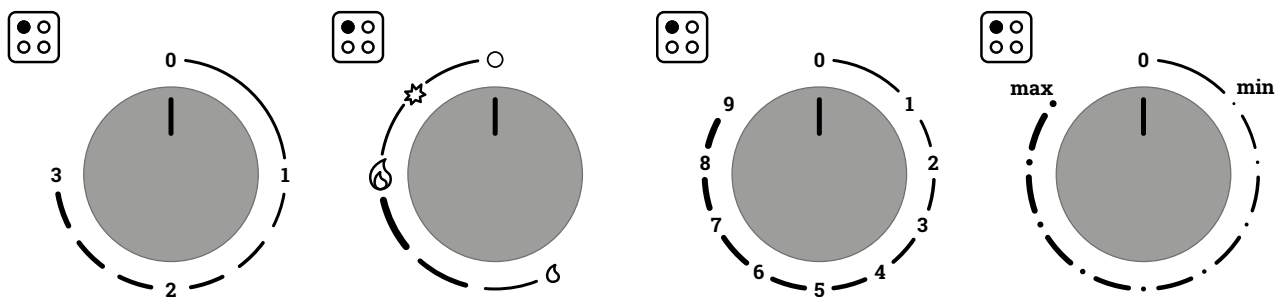
At Awox, we specialize in providing extensive design options tailored to meet your specific needs. As a leading ODM home products provider, we deliver products that match your exact specifications, offering a wide variety of colors and accessories. Our commitment to diversity in design ensures that every product is as unique as your brand, crafted with precision and care.

Icon Serigraphy Sets

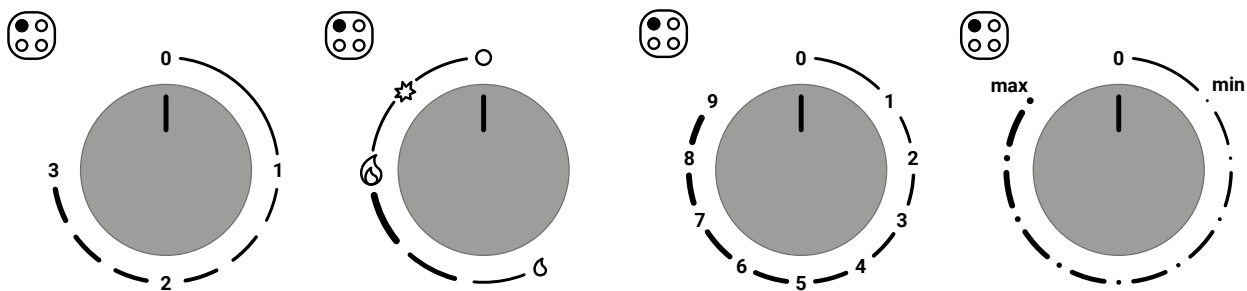
Awox



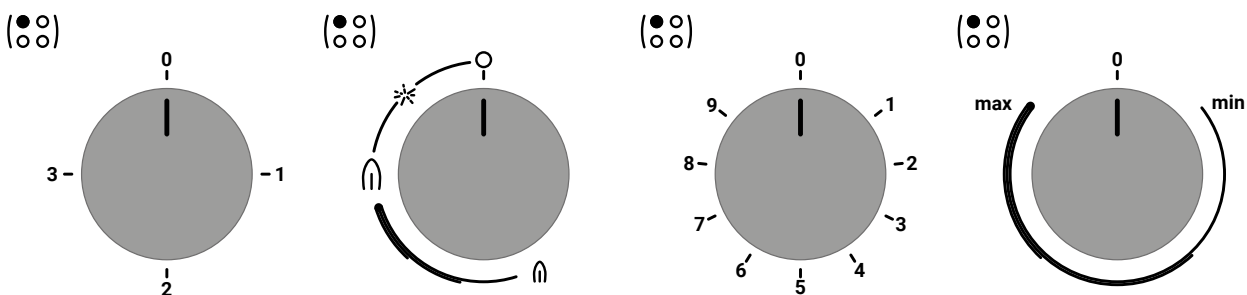
Awox Rustic



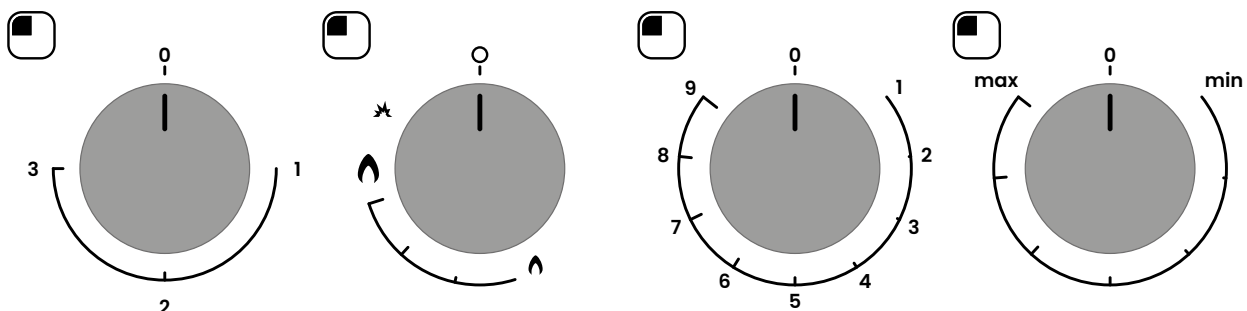
OEM Rustic



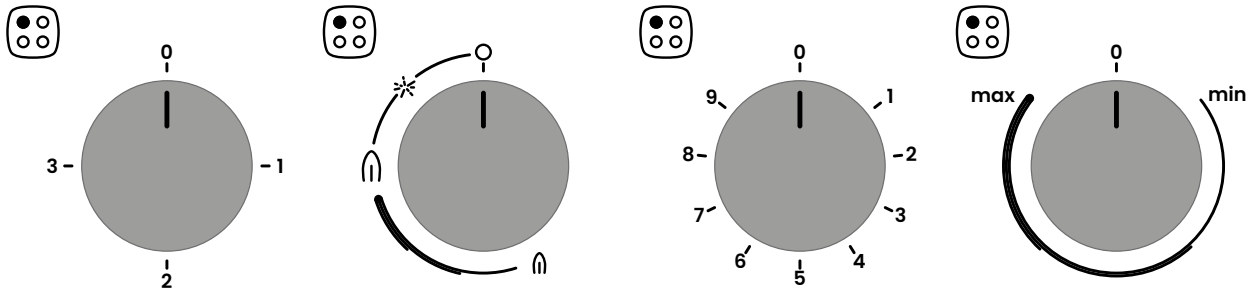
OEM 01



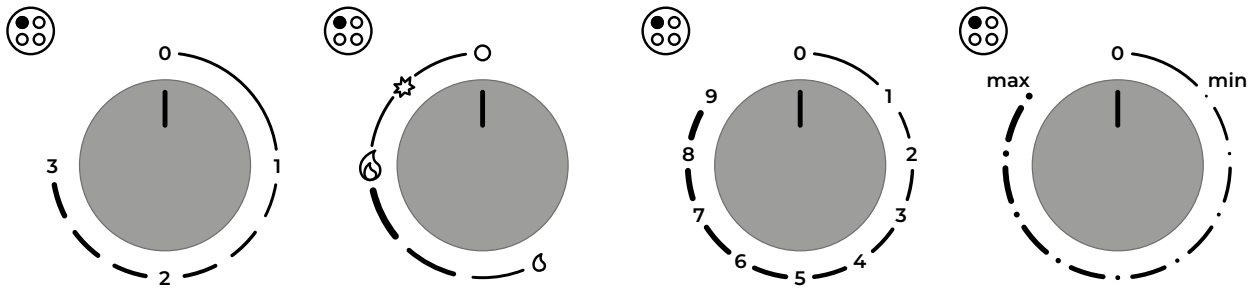
OEM 02



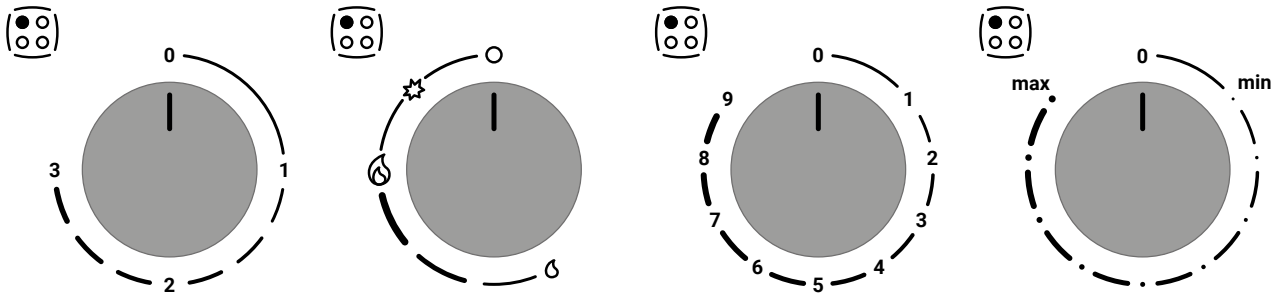
OEM 03



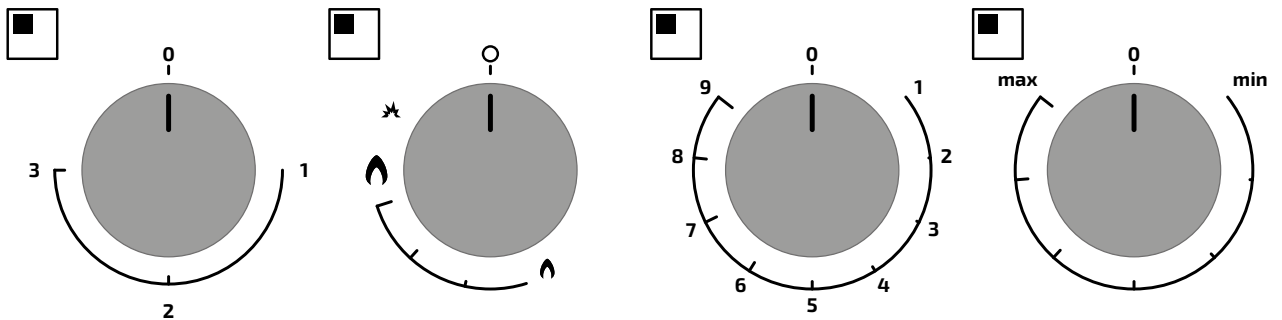
OEM 04




OEM 05



OEM 06



OEM 07



Knobs

Knob 01:
Black**Knob 02:**
Black**Knob 03:**
Black**Knob 04:**
Black**Knob 05:**
Metal**Knob 06:**
Rustic**Knob 07:**
Rustic

Packaging Types

Brown Box

(Optional)



CONTAINER LOADING	90cm	70cm	60cm	45cm	30cm
20DC (std. Packaging) (pcs)	384	512	576	704	960
40HC (std. Packaging) (pcs)	936	1152	1216	1728	2308
Truck (86m ³)	936	1152	1368	1728	2304

Colored Box

(Optional)



CONTAINER LOADING	90cm	70cm	60cm	45cm	30cm
20DC (std. Packaging) (pcs)	384	512	576	704	960
40HC (std. Packaging) (pcs)	936	1152	1216	1728	2308
Truck (86m ³)	936	1152	1368	1728	2304



Connected with you,
Shaped By  **Tectone**

HQ

Mehmet Akif Mahallesi Bahariye Caddesi
Çam Sokak No:51/5 İkitelli
K.Çekmece / İstanbul,
TÜRKİYE
export@tectone.com.tr

Mersin Factory

Organize Sanayi Bölgesi Tarsus
Mersin,
TÜRKİYE
export@tectone.com.tr

Çerkezköy Factory

Karaağaç, 8. Sk. No: 8, 59510 Kapaklı Tekirdağ
TÜRKİYE
export@tectone.com.tr

Lüleburgaz Factory

Evrensekiz Cd., No: 7/1, 39750 Sakızköy
Lüleburgaz / Kırklareli,
TÜRKİYE
export@tectone.com.tr

www.tectone.com.tr

All designs and images in this catalog are the exclusive property of Tectone. We reserve the right to modify technical data, design, and colors of individual appliances, and all other information contained within this brochure without notice. Due to variables in the reproduction process, the colors of actual products may vary slightly from those depicted. Unauthorized use, reproduction, or distribution of these designs and images is strictly prohibited. All rights reserved.

AWOX  TM

Connected with you,
Shaped By  *Tectone*

